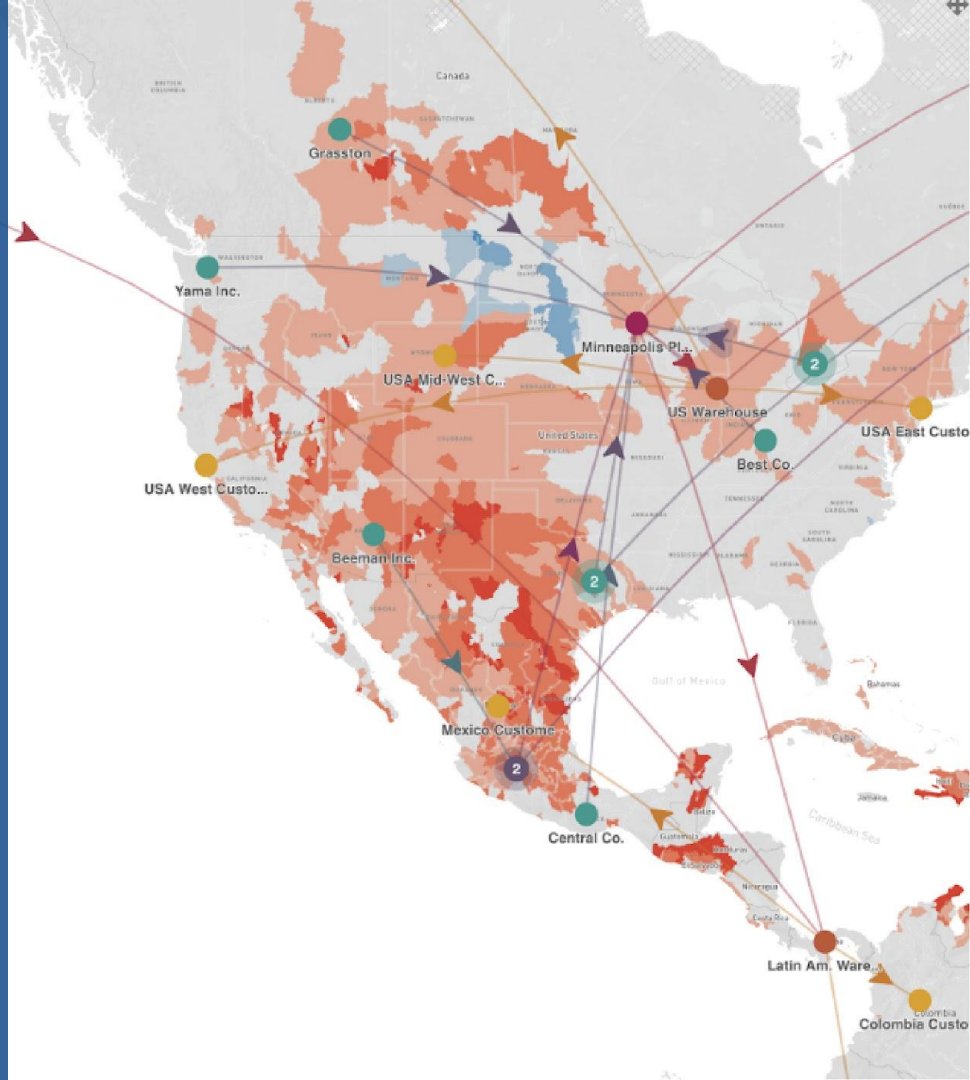


Sourcemap

FDRA Webinar

June 15th, 2023



System of Record for End-to-End Supply Chain

Sourcemap is a central platform for all data collection, analysis and reporting



A digital solution is essential to end-to-end supply chain management

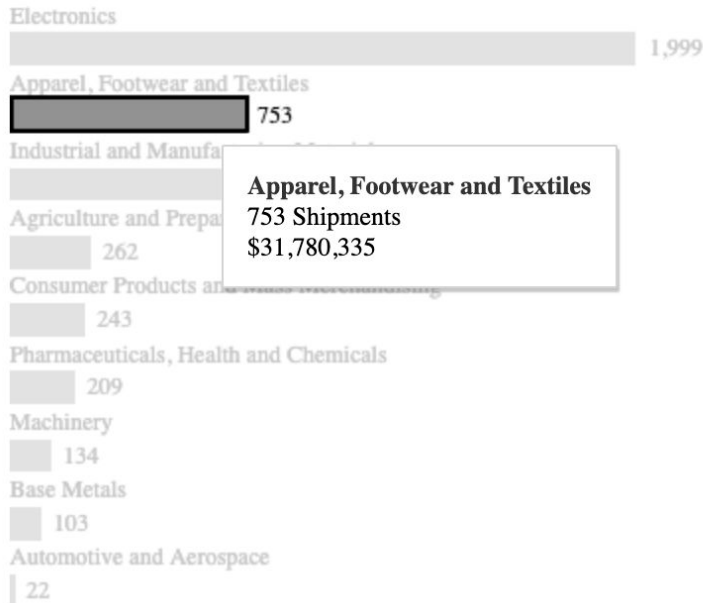
- Companies discover 20,000 upstream suppliers on average
- Tens of thousands of product SKUs and component part numbers are typical
- 100 GB per year of supporting evidence collected on average

Sourcemap

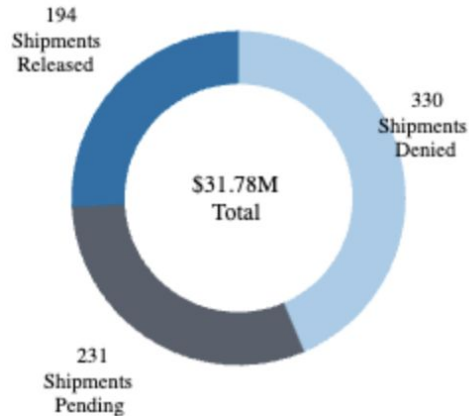
CONFIDENTIAL - INTERNAL USE ONLY - NOT FOR DISTRIBUTION

UFLPA enforcement, one year out

Shipment Count by Industry and Exam Result



Apparel, Footwear and Textiles
753 Shipments
\$31,780,335



Supply Chain Due Diligence Horizon

Regulations requiring supply chain mapping

EU Climate Law
EU Critical Raw Materials Act
EU Corporate Sustainability Due Diligence
EU Forced Labor Regulation
France Anti Waste - AGECL
Canada Forced Labor in Supply Chains Act
Mexico Forced Labor Act
EU Digital Product Passport
EU Ecodesign for Sustainable Products Regulation

EU Regulation on Deforestation
The Netherlands Child Labour Due Diligence Act
Norway Transparency Act
German Supply Chain Due Diligence Act
New York Fashion Act
US Slave Free Business Certification Act
US SEC Climate Disclosure
US China Competition Bill 2.0

US Food Safety Modernization Act
US Inflation Reduction Act
US CHIPS Act
US Uyghur Forced Labor Prevention Act (UFLPA)
France Duty of Vigilance Law
UK Modern Slavery Act
Australia Modern Slavery Act



How it works: Supply Chain Mapping

**1. COMPANY
UPLOADS ITS
DATABASE OF DIRECT
(TIER-1) SUPPLIERS**



TIER-1 SUPPLIER



**2. SOURCEMAP
INVITES TIER-1
SUPPLIERS TO MAP
THEIR SUPPLY CHAINS**



TIER-1 SUPPLIER



TIER-2 SUPPLIER



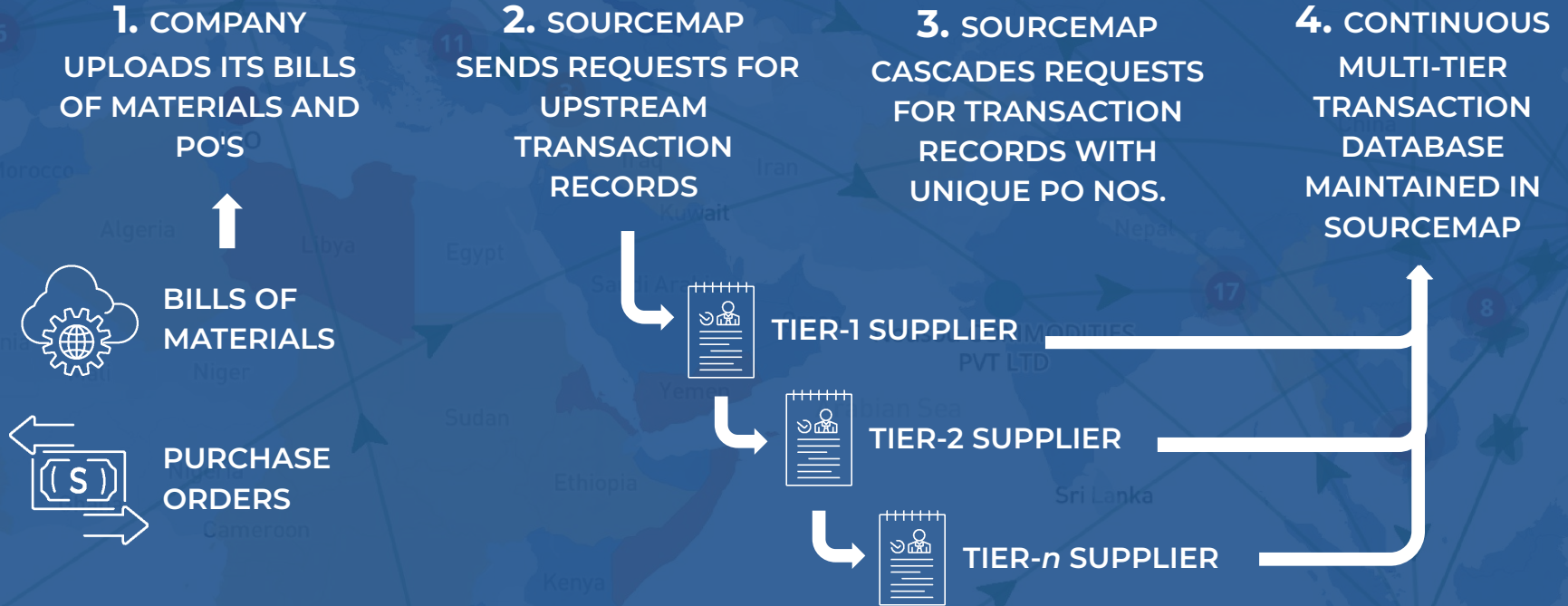
TIER-n SUPPLIER

**3. SOURCEMAP
INVITES TIER-2,3,4
SUPPLIERS TO MAP
THEIR SUPPLY CHAINS**

**4. CONTINUOUS
MULTI-TIER SUPPLY
CHAIN DATABASE
MAINTAINED IN
SOURCEMAP**

Sourcemap

How it works: Transaction Traceability



Sourcemap

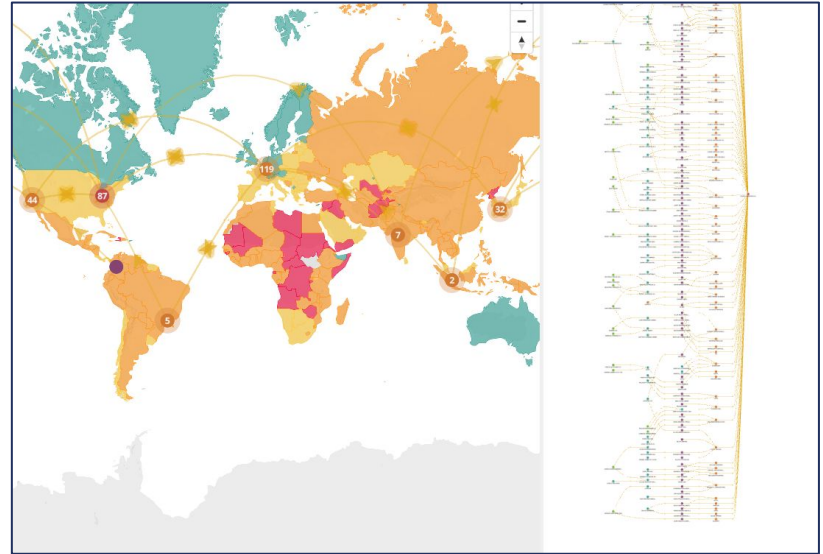
CASE STUDY

Unauthorized Tier-2 Suppliers

Background: Leading footwear brand conducting discovery for its apparel and footwear products across 5 commodities, including cotton. The client decided to map T1 separately from T2 to discover which T1s sourced from which of their designated T2s. The client's sourcing policy mandates that T1 suppliers must source from a list of approved T2 vendors.

Outcome: The client learned that their T1s were not sourcing from the list of approved vendors, which is against the company's sourcing policy. 13% of T2s reported by T1s were not on the company's approved list of vendors.

Impact: The client escalated this discovery to sourcing leadership to create a plan for how to better monitor and enforce T1 sourcing.



Sourcemap

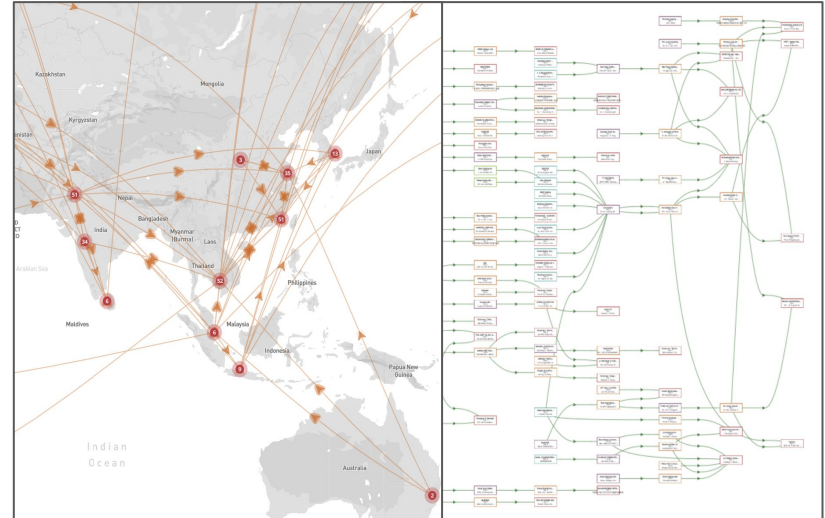
CASE STUDY

Supplier Watchlist Monitoring

Background: Leading apparel brand wanted to gain visibility into its upstream supply chain and identify risk within their sub-supplier network. Using our mapping platform, the apparel brand discovered over 500 sub-suppliers within weeks. Each discovered supplier was screen against Sourcemap's entities list.

Outcome: The client learned that an unauthorized Tier-3 supplier discovered through our mapping process had been listed on a U.S. entities list.

Impact: The client worked with this Tier-2 and Tier-1 suppliers to remove the identified supplier from its supply chain.



Sourcemap

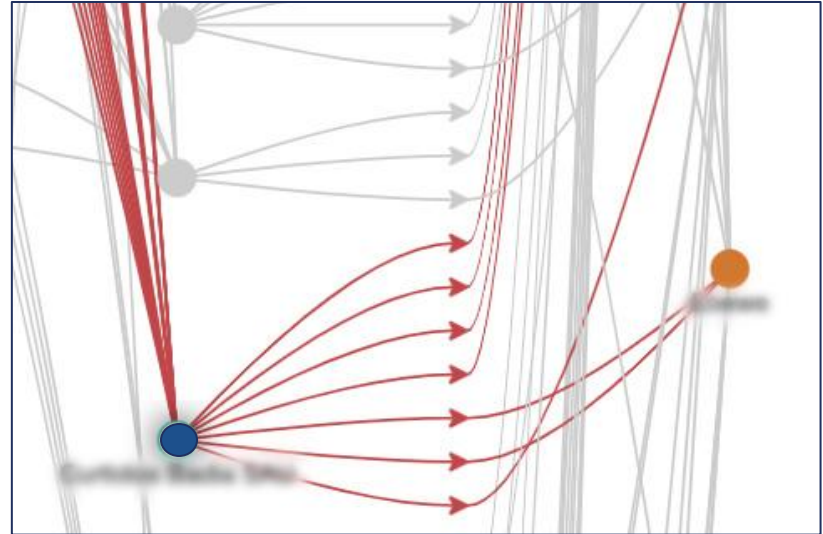
CASE STUDY

Identification of Bottlenecks & Duplicate Contracts

Background: A top luxury group wanted to identify bottlenecks and consolidation opportunities within its global supply chain. The group owns multiple brands and suspected the sourcing teams at each brand had individual contracts with sub-suppliers, losing out on volume based discounts.

Outcome: The client identified multiple instances of bottlenecks and single points of failure within the sub-tiers of its supply chain.

Impact: The client began to diversify its supplier base in the sub-tiers and began negotiating with key vendors (shown in blue) at the group level vs individual brand. These measures is estimated to save them over half a million dollars annually.



Sourcemap



THANK YOU

For more information

Marissa Ruby Brock

Sr. Director of Policy & Government Affairs

+1 301 204 5816

marissa@sourcemap.com

Sourcemap