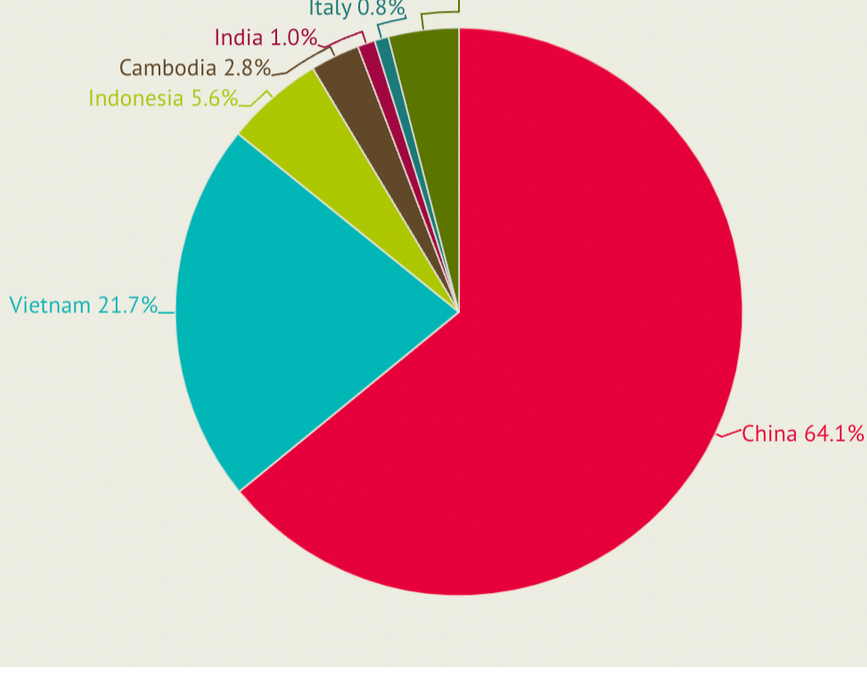


FDRA FOOTWEAR SOURCING & SUPPLY CHAIN UPDATE

A <2 Minute Update on Supply Chain Costs and Shifts

US Total Footwear Imports Report

Distribution of YTD* 2024 Total U.S. Footwear Import Volume



Reflecting Shipments through February 2024

By the numbers: After declining year over year for thirteen straight months, both the *value* and *volume* of US footwear imports rebounded in February, with the value climbing 8.0% while the volume jumped 17.1%, the biggest gain in nineteen months.

Imports were higher across key origins, confirming our outlook for a rebound later this year. Shipments from China jumped 15.1%, imports from Vietnam surged 31.0%, and Indonesia sent 12.7% more footwear to the US in this latest month from a year earlier.

Bottom Line: Following harrowing losses in 2023, the value and volume of footwear entering the country finally rebounded in February, hinting that shipments this year will fare better than last year.

Go deeper: [click for total footwear import data & graphs](#)

KEEPING YOUR FOOTWEAR DRY AND SAFE



U.S. Footwear Import Reports (by category)



Athletic Footwear: The *value* of US athletic footwear imports jumped 16.2% year over year in February, the second straight advance after eleven straight double-digit drops and hinting at a recovery in 2024 after a record collapse in imports last year.

Men's Footwear: The volume and value of men's footwear imports diverged in February, rising 3.4% in volume terms but sinking -5.4% year over year in value terms, the sixteenth straight month of declines.

Women's Footwear: After declining year over year for seventeen straight months, women's footwear imports rebounded in February, hinting shipments in 2024 may recover moderately from last year's collapse.

Children's Footwear: The volume and value of US children's footwear imports diverged year over year February. The volume of imports rebounded 9.7% after falling for twelve straight months, while the value of these imports declined -2.0%.

Boots: US bootwear imports sank again in February, falling -16.0% year over year in volume terms and -19.8% in value terms, marking the fourteenth straight month of double-digit drops for both.

Leather Footwear: The value and volume of leather footwear imports diverged in February, sinking in value terms for the thirteenth straight month in February.


Sandals: After twelve straight months of year-over-year declines, the *volume* and *value* of sandal imports rebounded sharply in February, rising 19.7% and 11.6%, respectively.



Your 2024 guide to supply chain ESG due diligence requirements

Download guide

Footwear Materials Cost Report



Highlight Issue - The Dollar: After pausing in mid-March, the dollar has continued to firm over the course of 2024, owing to better-than-expected signals on the US economy that suggest the Federal Reserve may delay cutting rates.

Cotton/Textiles: After finishing February at a seventeen-month high, ICE nearby cotton futures have retreated for the sixth straight week to trade near 80 cents per pound, the lowest in fourteen weeks.


Leather: After touching a record high in early March, live cattle nearby futures traded on the CME tumbled for six straight weeks before staging a partial recovery by mid-April.

Oil: After climbing in early April to the highest in nearly six months, nearby prices for West Texas Intermediate (WTI) crude oil eased by mid-month, but we remain bullish on crude oil prices this year for a few key reasons.


Rubber: Our mid-March outlook for global rubber prices to correct to the downside appears prescient, with nearby futures of RSS3 natural rubber traded on the Singapore Exchange plunging -15.9% since then to a seven-week low.

Polyester Fiber & PET/Plastics: Asian petrochemical prices are little changed over the last month, as offsetting lower crude oil prices grapple with tight raw material supply, with the market poised to ebb as production at Asian paraxylene and PTA plants resumes in earnest.

Go deeper: [Read the full report here with charts & analysis](#)



Sharper solutions for your packaging challenges.



This newsletter is powered by



Like this email style and format?

It's called Smart Brevity®. Hundreds of orgs use it — in a tool called [Axios HQ](#) — to drive productivity with clearer workplace communications.